



CITY OF WITT WATER RATES

 **Min** | \$19.36 w/1000 gal

 **Overage** | \$5.58 per 1000 gal


10 YEAR WATER RATE STRUCTURE


5% Annual Increase Per Year for the Next 10 Years

YEAR	2022	2023	2024	2025	2026	2027	2028	2029	2030	2031
WATER MINIMUM (Including 1,000 gallons)	\$18.44	\$19.36	\$20.33	\$21.34	\$22.41	\$23.53	\$24.71	\$25.94	\$27.24	\$28.60
WATER OVERAGE (Per thousand)	\$5.31	\$5.58	\$5.86	\$6.15	\$6.46	\$6.78	\$7.12	\$7.48	\$7.85	\$8.24

*Overage will increase 5% annually or until matching EJ's overage rate, whichever comes first.

CITY OF WITT WASTEWATER RATES

 **MIN** | \$8.82 W/1000 GAL

 **Overage** | \$5.25 per 1000 gal

10 YEAR WASTEWATER RATE STRUCTURE

5% Annual Increase Per Year for the Next 10 Years

YEAR	2022	2023	2024	2025	2026	2027	2028	2029	2030	2031
WASTEWATER MINIMUM (Including 1,000 gallons)	\$8.40	\$8.82	\$9.26	\$9.72	\$10.21	\$10.72	\$11.26	\$11.82	\$12.41	\$13.03
WASTEWATER OVERAGE (Per thousand)	\$5.00	\$5.25	\$5.51	\$5.79	\$6.08	\$6.38	\$6.70	\$7.04	\$7.39	\$7.76