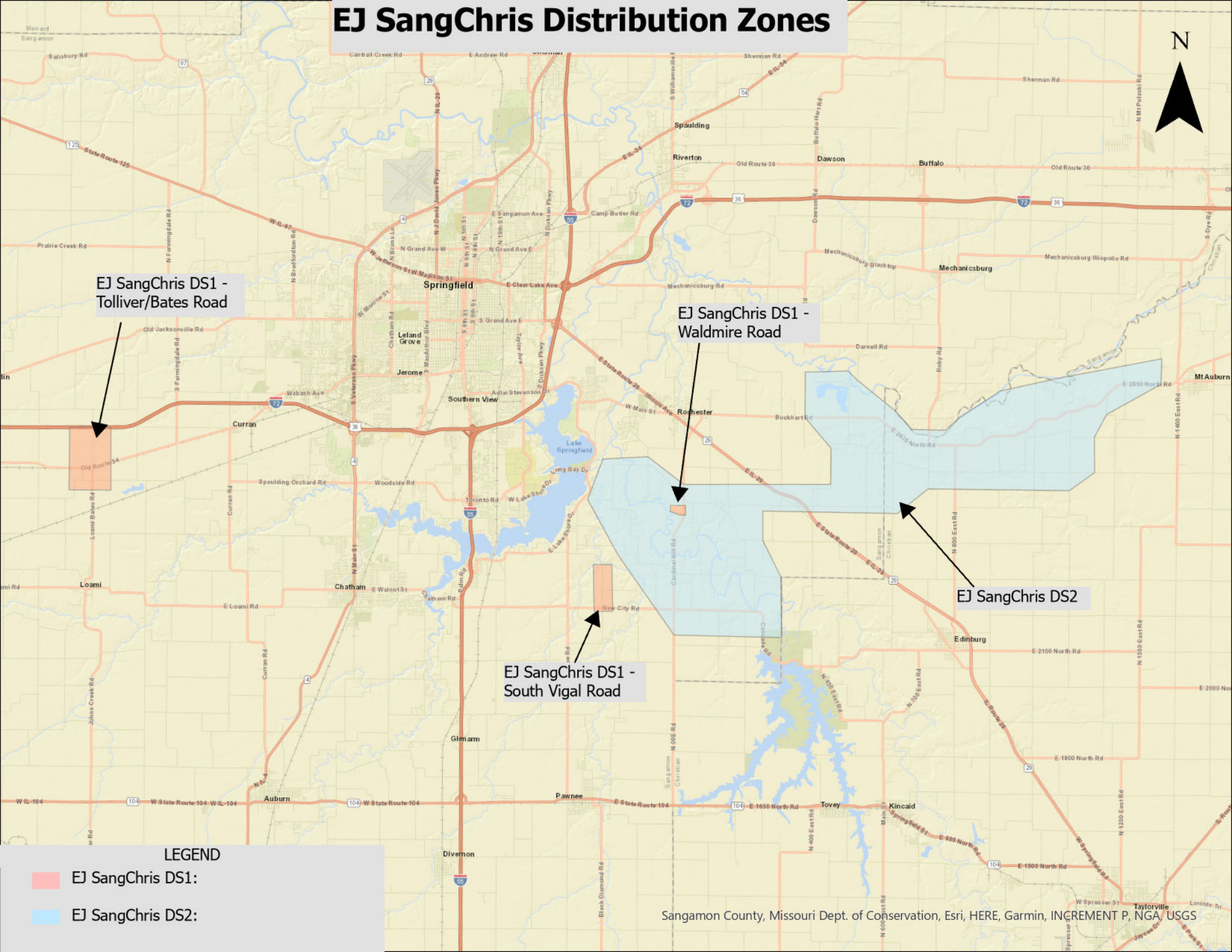


EJ SangChris Distribution Zones



EJ SangChris DS1 -
Tolliver/Bates Road

EJ SangChris DS1 -
Waldmire Road

EJ SangChris DS1 -
South Vigal Road

EJ SangChris DS2

LEGEND

 EJ SangChris DS1:

 EJ SangChris DS2:

Consumer Confidence Report

Annual Drinking Water Quality Report

EJ WATER-SANGCHRIS

IL1670230

Annual Water Quality Report for the period of January 1 to December 31, 2025

This report is intended to provide you with important information about your drinking water and the efforts made by the water system to provide safe drinking water.

The source of drinking water used by EJ WATER-SANGCHRIS is Purchased Ground Water

For more information regarding this report contact:

Name Jacob Durbin

Phone 217-925-5566

Este informe contiene información muy importante sobre el agua que usted bebe. Tradúzcalo ó hable con alguien que lo entienda bien.

Source of Drinking Water
The sources of drinking water (both tap water and bottled water) include rivers, lakes, streams, ponds, reservoirs, springs, and wells. As water travels over the surface of the land or through the ground, it dissolves naturally-occurring minerals and, in some cases, radioactive material, and can pick up substances resulting from the presence of animals or from human activity.
Contaminants that may be present in source water include: <ul style="list-style-type: none">- Microbial contaminants, such as viruses and bacteria, which may come from sewage treatment plants, septic systems, agricultural livestock operations, and wildlife.- Inorganic contaminants, such as salts and metals, which can be naturally-occurring or result from urban storm water runoff, industrial or domestic wastewater discharges, oil and gas production, mining, or farming.- Pesticides and herbicides, which may come from a variety of sources such as agriculture, urban storm water runoff, and residential uses.- Organic chemical contaminants, including synthetic and volatile organic chemicals, which are by-products of industrial processes and petroleum production, and can also come from gas stations, urban storm water runoff, and septic systems.- Radioactive contaminants, which can be naturally-occurring or be the result of oil and gas production and mining activities.

Drinking water, including bottled water, may reasonably be expected to contain at least small amounts of some contaminants. The presence of contaminants does not necessarily indicate that water poses a health risk. More information about contaminants and potential health effects can be obtained by calling the EPAs Safe Drinking Water Hotline at (800) 426-4791.
In order to ensure that tap water is safe to drink, EPA prescribes regulations which limit the amount of certain contaminants in water provided by public water systems. FDA regulations establish limits for contaminants in bottled water which must provide the same protection for public health.
Some people may be more vulnerable to contaminants in drinking water than the general population.
Immuno-compromised persons such as persons with cancer undergoing chemotherapy, persons who have undergone organ transplants, people with HIV/AIDS or other immune system disorders, some elderly and infants can be particularly at risk from infections. These people should seek advice about drinking water from their health care providers. EPA/CDC guidelines on appropriate means to lessen the risk of infection by Cryptosporidium and other microbial contaminants are available from the Safe Drinking Water Hotline (800-426-4791).
Lead can cause serious health problems, especially for pregnant women and young children. Lead in drinking water is primarily from materials and components associated with service lines and home plumbing. The drinking water supplier is responsible for providing high quality drinking water and removing lead pipes, but cannot control the variety of materials used in plumbing components in your home. You share the responsibility for protecting yourself and your family from the lead in your home plumbing. You can take responsibility by identifying and removing lead materials within your home plumbing and taking steps to reduce your family's risk. Before drinking tap water, flush your pipes for several minutes by running your tap, taking a shower, doing laundry or a load of dishes. You can also use a filter certified by an American National Standard Institute accredited certifier

to reduce lead in drinking water. If you are concerned about lead in your water, you may wish to have your water tested, contact

Doug Baxter 217-925-5566

Information on lead in drinking water, testing methods, and steps you can take to minimize exposure is available at <http://www.epa.gov/safewater/lead>.

Source Water Information

Source Water Name	Type of Water	Report Status	Location
CC04 - SANGCHRIS AREA (VIGAL RD)	GW	_____	_____
CC05 - NEW BERLIN AREA (LOAMI RD)	GW	_____	_____
CC06-NEW BERLIN AREA (TOLLIVER RD)	GW	_____	_____
CC07 - MASTER METER URWC FF 1670260	GW	_____	_____

Source Water Assessment

We want our valued customers to be informed about their water quality. If you would like to learn more, please feel welcome to attend any of our regularly scheduled meetings. The source water assessment for our supply has been completed by the Illinois EPA. If you would like a copy of this information, please stop by City Hall or call our water operator at 217-925-5566. To view a summary version of the completed Source Water Assessments, including: Importance of Source Water; Susceptibility to Contamination Determination; and documentation/recommendation of Source Water Protection Efforts, you may access the Illinois EPA website at <http://www.epa.state.il.us/cgi-bin/wp/swap-fact-sheets.pl>.

Source of Water: SOUTH SANGAMON WATER COMMISSIONBased on the information located in the Wellhead Protection Planning Map no potential sources are located within the source water protection area of the wells. Information provided by the Leaking Underground Storage Tank and Site Remediation Program Sections of Illinois EPA did not indicate any additional sites with on-going remediation(s). The Illinois EPA has determined that the SSWC's Community Water Supply's source water has a high susceptibility to IOC, SOC, and bacteriological contamination. This determination is based on a number of criteria including: land use near the wells, location within a floodplain, well depth, and the available hydrogeologic data. In accordance with the U.S. EPA's Groundwater Rule, SSWC has received two (2) Non-Compliance Advisory letters (NCA) in 2013 for bacteriological detections in wells #5 and #6. The facility addressed the NCA's in a variety of ways such as chlorinating the well, secured well fittings, new sample tap(s), use of outside environmental consultants and reviewing the sampling protocol. While the NCA(s) have now been resolved, monitoring data is continually being tracked in regards to all active potable wells at SSWC. It should be noted, while the community's wells are properly constructed with sound integrity, the location of the wells is within a floodplain and well depth leaves the potential for bacteriological contamination. However, to date, all potential routes and sanitary defects have been mitigated such that the source water is adequately protected, monitoring data has not indicated a history of disease outbreak and the sanitary survey of the water supply did not indicate a bacteriological contamination threat within 1,000 ft of the source water. Source of Water: UNITED REGIONAL WATER COOPThe source water assessment for this system has not yet been completed by the Illinois EPA. EPA is required to complete source water assessments for all public water supplies, when this assessment becomes available we will summarize the results and incorporate the information into this report.

2025 Regulated Contaminants Detected

Lead and Copper

Definitions:

Action Level: The concentration of a contaminant which, if exceeded, triggers treatment or other requirements which a water system must follow.

Action Level Goal (ALG): The level of a contaminant in drinking water below which there is no known or expected risk to health. ALGs allow for a margin of safety.

Copper Range:

EJ-SangChris- DS1	50 ug/L to 340 ug/L
EJ-SangChris- DS2	0 ug/L to 120 ug/L

Lead Range:

EJ-SangChris- DS1	0 ug/L
EJ-SangChris- DS2	0 ug/L to 1.1 ug/L

To obtain a copy of the system's lead tap sampling data: **Doug Baxter 217-925-5566 dbaxter@ejcoop.com**

CIRCLE ONE: Our Community Water System **has** / **has not** developed a service line material inventory.

To obtain a copy of the system's service line inventory: **Doug Baxter 217-925-5566 dbaxter@ejcoop.com**

Lead and Copper	Date Sampled	MCLG	Action Level	90th Percentile	# Sites over AL	Units	Violation	Likely Source of Contamination
Copper- DS1	2025	1300	1300	335 ug/L	0	ug/L	N	Corrosion of household plumbing systems; erosion of natural deposits
Lead- DS1	2025	15	15	0 ug/L	0	ug/L	N	
Copper- DS2	2025	1300	1300	99 ug/L	0	ug/L	N	
Lead- DS2	2025	15	15	0 ug/L	0	ug/L	N	

Water Quality Test Results

Definitions:	The following tables contain scientific terms and measures, some of which may require explanation.
Avg:	Regulatory compliance with some MCLs are based on running annual average of monthly samples.
Level 1 Assessment:	A Level 1 assessment is a study of the water system to identify potential problems and determine (if possible) why total coliform bacteria have been found in our water system.
Level 2 Assessment:	A Level 2 assessment is a very detailed study of the water system to identify potential problems and determine (if possible) why an E. coli MCL violation has occurred and/or why total coliform bacteria have been found in our water system on multiple occasions.
Maximum Contaminant Level or MCL:	The highest level of a contaminant that is allowed in drinking water. MCLs are set as close to the MCLGs as feasible using the best available treatment technology.
Maximum Contaminant Level Goal or MCLG:	The level of a contaminant in drinking water below which there is no known or expected risk to health. MCLGs allow for a margin of safety.
Maximum residual disinfectant level or MRDL:	The highest level of a disinfectant allowed in drinking water. There is convincing evidence that addition of a disinfectant is necessary for control of microbial contaminants.
Maximum residual disinfectant level goal or MRDLG:	The level of a drinking water disinfectant below which there is no known or expected risk to health. MRDLGs do not reflect the benefits of the use of disinfectants to control microbial contaminants.
na:	not applicable.

Water Quality Test Results

mrem:	millirems per year (a measure of radiation absorbed by the body)
ppb:	micrograms per liter or parts per billion - or one ounce in 7,350,000 gallons of water.
ppm:	milligrams per liter or parts per million - or one ounce in 7,350 gallons of water.
Treatment Technique or TT:	A required process intended to reduce the level of a contaminant in drinking water.

Regulated Contaminants

Disinfectants and Disinfection By-Products	Collection Date	Highest Level Detected	Range of Levels Detected	MCLG	MCL	Units	Violation	Likely Source of Contamination
Chloramines	2025	1.3	1 - 1.7	MRDLG = 4	MRDL = 4	ppm	N	Water additive used to control microbes.
Haloacetic Acids (HAA5)	2025	13	1.78 - 21.3	No goal for the total	60	ppb	N	By-product of drinking water disinfection.
Total Trihalomethanes (TTHM)	2025	70	17.15 - 167	No goal for the total	80	ppb	N	By-product of drinking water disinfection.

Violations Table

Consumer Confidence Rule			
The Consumer Confidence Rule requires community water systems to prepare and provide to their customers annual consumer confidence reports on the quality of the water delivered by the systems.			
Violation Type	Violation Begin	Violation End	Violation Explanation
CCR ADEQUACY/AVAILABILITY/CONTENT	07/01/2025	2025	We failed to provide to you, our drinking water customers, an annual report that adequately informed you about the quality of our drinking water and the risks from exposure to contaminants detected in our drinking water.

Lead and Copper Rule			
The Lead and Copper Rule protects public health by minimizing lead and copper levels in drinking water, primarily by reducing water corrosivity. Lead and copper enter drinking water mainly from corrosion of lead and copper containing plumbing materials.			
Violation Type	Violation Begin	Violation End	Violation Explanation
LEAD CONSUMER NOTICE (LCR)	04/01/2025	08/11/2025	We failed to provide the results of lead tap water monitoring to the consumers at the location water was tested. These were supposed to be provided no later than 30 days after learning the results.



Source of Water: SOUTH SANGAMON WATER COMMISSION. Based on the information located in the Wellhead Protection Planning Map no potential sources are located within the source water protection area of the wells. Information provided by the Leaking Underground Storage Tank and Sit Remediation Program Sections of Illinois EPA did not indicate any additional sites with on-going remediation(s).

The Illinois EPA has determined that the SSWC's Community Water Supply's source water has a high susceptibility to IOC, SOC, and bacteriological contamination. This determination is based on a number of criteria including: land use near the wells, location within a floodplain, well depth, and the available hydrogeological data. In accordance with the U.S. EPA's Groundwater Rule, SSWC has received two (2) Non-Compliance Advisory letters (NCA) in 2013 for bacteriological detections in wells #5 and #6. The facility addressed the NCA's in a variety of ways such as chlorinating the well, secured well fittings, a new sample tap(s), use of outside environmental consultants and reviewing the sampling protocol. While the NCA(s) have now been resolved, monitoring data is continually being tracked in regards to all active potable wells at SSWC. It should be noted, while the community's wells are properly constructed with sound integrity, the location of the wells is within a floodplain and well depth leaves the potential for bacteriological contamination. However, to date, all potential routes and sanitary defects have been mitigated such that the source water is adequately protected, monitoring data has not indicated a history of disease outbreak and the sanitary survey of the water supply did not indicate a bacteriological contamination threat within 1,000 ft of the source water.

2025 REGULATED CONTAMINANTS DETECTED

Lead and Copper

Definitions:

Action Level Goal (ALG): The level of a contaminant in drinking water below which there is no known or expected risk to health. ALG's allow for a margin of safety.

Action Level: The concentration of a contaminant, which, if exceeded, triggers treatment or other requirements, which a water system must follow.



Copper Range: 25 – 1000 u/g
Lead Range: 0 u/g

Lead and Copper	Date Sampled	MCLG	Action Level (AL)	90 th Percentile	# Sites over AL	Units	Violation	Likely Source of Contaminant
Copper	2025	1.3	1.3	.91	0	ppm	N	Erosion of natural deposits; Leaching from wood preservatives; corrosion of household plumbing systems.
Lead	2025	0	15	.0	0	ppb	N	Corrosion of household pumping systems; Erosion of natural deposits

Water Quality Test Results

Definitions:

The following tables contain scientific terms and measures, some of which may require explanation.

Level 1 Assessment:

A level 1 assessment is a study of the water system to identify potential problems and determine (if possible) why coliform bacteria have been found in our water system.

Level 2 Assessment:

A level 2 assessment is a very detailed study of the water system to identify potential problems and determine (if possible) why an E.coli MCL violation has occurred and/or why total coliform bacteria have been found in our water system on multiple occasions.

Maximum Contaminant Level Goal or MCLG

The level of a contaminant in drinking water below which there is no known or expected risk of health. MCLGs allow for a margin of safety.

Maximum Contaminant Level or MCL:

The highest level of a contaminant that is allowed in drinking water. MCL's are set as close to the MCLGs as feasible using the best available treatment technology.

Maximum residual disinfectant level

The level of drinking water disinfectant below which there is no known or expected risk of



goal or MRDLG

health. MRDLGs do reflect the benefits of the use of disinfectants to control microbial contaminants.

Maximum residual disinfectant level or MRDL: The highest level of disinfectant allowed in drinking water. There is convincing evidence that addition of a disinfectant is necessary for control of microbial contaminants.

na: not applicable.


mrem: millirems per year (a measure of radiation absorbed by the body).

ppb: micrograms per liter or parts per billion – or one ounce in 7,350,000 gallons of water.

ppm milligrams per liter or parts per million – or one ounce in 7,350 gallons of water.

pCi/L pCi/L; picocuries per liter (a measure of radioactivity)

Treatment Technique or TT: A required process intended to reduce the level of a contaminant in drinking water.



Disinfection and Disinfection By-Products

	Collection Date	Highest Level Detected	Range of Levels Detected	MCLG	MCL	Units	Violation	Likely Source of Contamination
Chloramines	2025	2.9	2.2-3.4	MRDLG = 4	MRDL = 4	ppm	N	Water additive used to control microbes
Chlorine	2025	N/A	N/A	< 4	4	ppm	N	Water additive used to control microbes
Halocetic Acids (HAA5)	5/3/2023	7.23	7.23 – 7.23	No goal for the total	60	ppb	N	By-products of drinking water disinfection.
Total Trihalomethanes (TTHM)	5/3/2023	16.08	16.08 -16.08	No goal for the total	80	ppb	N	By-products of drinking water disinfection.


Inorganic Contaminants

	Collection Date	Highest Level Detected	Range of Levels Detected	MCLG	MCL	Units	Violation	Likely Source of Contamination
Selenium	2024	1.7	1.7 -1.7	<50	50	ppb	N	Erosion of natural deposits.
Barium	2024	0.017	0.017 - .017	2	2	ppm	N	Discharge of drilling wastes; discharge from metal refineries; erosion from natural deposits
Fluoride	2024	0.77	0.77 - 0.77	4	4.0	ppm	N	Erosion of natural deposits; water additives which promote strong teeth; discharge from fertilizer and aluminum factories.
Iron	2025	.N/A	.N/A	None	1.0	ppm	N	This contaminant is not currently regulated by USEPA. However, the state regulates. Erosion of natural deposits.
Manganese	2025	17	2.1 - 8.8	150	150	ppb	N	This contaminant is not currently regulated by USEPA. However, the state regulates. Erosion of natural deposits.
Nitrate (measured as nitrogen)	2025	.28	.28 -.28	10	10	ppm	N	Runoff from fertilizer use; leaching from septic tanks, sewage; erosion of natural deposits
Sodium	2025	140	140 - 140	None	None	ppm	N	Erosion from naturally occurring deposits: used in water softening regeneration.



Radioactive Contaminants

	Collection Date	Less Than Indicator	Range of Level Detected	MCLG	MCL	Units	Violation	Likely Source of Contamination
Combined Radium(-226 &-228)	8/17/2021	Y	0	0	5.0	pCi/L	N	Erosion of natural deposits
Radium -226	8/17/2026	Y	0	0	<5	pCi/L	N	Erosion of natural deposits.
Radium -228	8/17/2026	Y	0	0	<5	pCi/L	N	Erosion of natural deposits
Gross Alpha Particle Activity	8/17/2026		5.99	0	15	pCi/L	N	Erosion from naturally occurring deposits



Violation Table

Iron – Excessive iron in the water may cause staining of laundry and plumbing fixtures and may accumulate as deposits in the distribution system.

Violation Type	Violation Begin	Violation End	Violation Explanation	Corrective Action
None				

Manganese – Excessive manganese in the water may cause staining of laundry and plumbing fixtures and laundry. It may also produce an unpleasant taste in beverages including coffee.

Violation Type	Violation Begin	Violation End	Violation Explanation	Corrective Action
None				



None				
------	--	--	--	--



PUBLIC NOTICE- IMPORTANT INFORMATION ABOUT YOUR DRINKING WATER

Monitoring Requirements Were Not Met for the South Sangamon Water Commission Public Water Supply

South Sangamon Water Commission is required to notify its customers of its failure to adequately sample its raw water supply. Although SSWC did sample for Chlordane, and none was detected, the results were not received by the Illinois EPA in a timely manner. This triggered a requirement to issue a public notification.

Our water system did not receive any violations of the drinking water standards for the year 2025.

We are required to monitor your drinking water for specific contaminants on a regular basis. Results of regular monitoring are an indicator of whether or not our drinking water meets health standards. During the monitoring period for January 1, 2025 to December 31, 2025 there were 1 monitoring violations

WHAT SHOULD I DO? There is nothing you need to do at this time.

The table below would list any contaminant we did not properly test for during the monitoring period if a violation had occurred.

CONTAMINANTS: Chlordane

REQUIRED SAMPLING FREQUENCY: 3 years **NUMBER OF SAMPLES TAKEN: 1**

WHEN SAMPLES WERE TAKEN: Monthly, June 29, 2023

WHEN SAMPLES WILL BE TAKEN: The routine samples (for Chlorine and TCR compliance) are due monthly. All samples were collected during the 2025 monitoring period. All samples met compliance for CHLORINE (DBP) and the TOTAL COLIFORM RULE (RTCR)

WHAT HAPPENED? WHAT IS BEING DONE? The sample was taken. A new monitoring period is upon us. The sample will be taken and this will bring us into compliance.

For more information, please contact Stephen Bivin at 217-685-6210

Please share this information with all the other people who drink this water, especially those who may not have received this notice directly (for example, people in apartments, nursing homes, schools, and businesses). You can do this by posting this notice in a public place or distributing copies by hand or mail.

This notice is being provided to you by South Sangamon Water Commission public water supply. PWS ID#: IL1670080 DATE DISTRIBUTED: 4/10/2026

Lead and Copper

Definitions:
 Action Level: The concentration of a contaminant which, if exceeded, triggers treatment or other requirements which a water system must follow.
 Action Level Goal (ALG): The level of a contaminant in drinking water below which there is no known or expected risk to health. ALGs allow for a margin of safety.

Copper Range: u to u
 Lead Range: u to u

To obtain a copy of the system's lead tap sampling data: Dou a r ba r coo co

CIRCLE ONE: Our Community Water Supply has not developed a service line material inventory.
 To obtain a copy of the system's service line inventory: Dou a r ba r coo co

Lead and Copper	Date Sampled	MCLG	Action Level (AL)	90th Percentile	# Sites Over AL	Units	Violation	Likely Source of Contamination
Copper	2025	1.3	1.3	0.145	0	ppm	N	Corrosion of household plumbing systems; Erosion of natural deposits.
Lead	2025	0	15	2.2	0	ppb	N	Corrosion of household plumbing systems; Erosion of natural deposits.

Water Quality Test Results

Definitions: The following tables contain scientific terms and measures, some of which may require explanation.

Avg: Regulatory compliance with some MCLs are based on running annual average of monthly samples.

Level 1 Assessment: A Level 1 assessment is a study of the water system to identify potential problems and determine (if possible) why total coliform bacteria have been found in our water system.

Level 2 Assessment: A Level 2 assessment is a very detailed study of the water system to identify potential problems and determine (if possible) why an E. coli MCL violation has occurred and/or why total coliform bacteria have been found in our water system on multiple occasions.

Maximum Contaminant Level or MCL: The highest level of a contaminant that is allowed in drinking water. MCLs are set as close to the MCLGs as feasible using the best available treatment technology.

Maximum Contaminant Level Goal or MCLG: The level of a contaminant in drinking water below which there is no known or expected risk to health. MCLGs allow for a margin of safety.

Maximum residual disinfectant level or MRDL: The highest level of a disinfectant allowed in drinking water. There is convincing evidence that addition of a disinfectant is necessary for control of microbial contaminants.

Water Quality Test Results

Maximum residual disinfectant level goal or MRDLG:	The level of a drinking water disinfectant below which there is no known or expected risk to health. MRDLGs do not reflect the benefits of the use of disinfectants to control microbial contaminants.
na:	not applicable.
mrem:	millirems per year (a measure of radiation absorbed by the body)
ppb:	micrograms per liter or parts per billion - or one ounce in 7,350,000 gallons of water.
ppm:	milligrams per liter or parts per million - or one ounce in 7,350 gallons of water.
Treatment Technique or TT:	A required process intended to reduce the level of a contaminant in drinking water.

Regulated Contaminants

Disinfectants and Disinfection By-Products	Collection Date	Highest Level Detected	Range of Levels Detected	MCLG	MCL	Units	Violation	Likely Source of Contamination
Chlorine	2025	1.8	1.4 - 2.1	MRDLG = 4	MRDL = 4	ppm	N	Water additive used to control microbes.
Haloacetic Acids (HAA5)	2025	4	4.3 - 4.3	No goal for the total	60	ppb	N	By-product of drinking water disinfection.
Total Trihalomethanes (TTHM)	2025	15	14.6 - 14.6	No goal for the total	80	ppb	N	By-product of drinking water disinfection.
Inorganic Contaminants	Collection Date	Highest Level Detected	Range of Levels Detected	MCLG	MCL	Units	Violation	Likely Source of Contamination
Fluoride	01/23/2023	0.4	0.4 - 0.4	4	4.0	ppm	N	Erosion of natural deposits; Water additive which promotes strong teeth; Discharge from fertilizer and aluminum factories.
Nitrate [measured as Nitrogen]	2025	0.14	0 - 0.14	10	10	ppm	N	Runoff from fertilizer use; Leaching from septic tanks, sewage; Erosion of natural deposits.
Sodium	01/23/2023	12400	12400 - 12400			ppb	N	Erosion from naturally occurring deposits. Used in water softener regeneration.

Violations Table

Lead and Copper Rule			
The Lead and Copper Rule protects public health by minimizing lead and copper levels in drinking water, primarily by reducing water corrosivity. Lead and copper enter drinking water mainly from corrosion of lead and copper containing plumbing materials.			
Violation Type	Violation Begin	Violation End	Violation Explanation
LEAD CONSUMER NOTICE (LCR)	04/01/2025	08/07/2025	We failed to provide the results of lead tap water monitoring to the consumers at the location water was tested. These were supposed to be provided no later than 30 days after learning the results. All consumers were notified as of 8/7/2025.